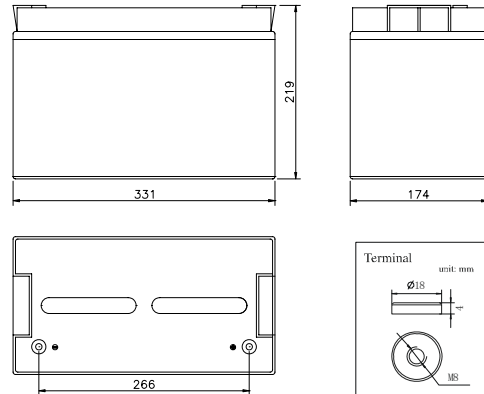


Product Image



Product Dimensions



Characteristics

Nominal Voltage		12V
Nominal Capacity (20 hour rate)		110Ah
Capacity 25°C (77°F)	10 hour rate (9.9A)	99.0Ah
	5 hour rate (17.5A)	87.5Ah
	1 hour rate (61A)	61.0Ah
Internal Resistance	Full Charged Battery 25°C	≤5.0mΩ
Capacity affected by Temperature (10 hour)	40°C (104°F)	102%
	25°C (77°F)	100%
	0°C (32°F)	85%
	-15°C (5°F)	65%
Self-Discharge 25°C (77°F) Capacity	after 3 month storage	90%
	after 6 month storage	80%
	after 12 month storage	62%
Charge (Constant Voltage) 25°C (77°F)	Float	Initial Charging Current Less than 22A Voltage 13.6-13.8V
	Cycle	Initial Charging Current Less than 22A Voltage 14.4-14.9V

Parking

Battery Dimensions	Length	331mm
	Width	174mm
	Height	215mm
	Total Height	219mm
Box Dimensions	Length	346mm
	Width	188mm
	Height	289mm
Quantity Per Box		1 PC per box
Net weight Per Cell		32.5 kg ± 200g
Net weight Per Box		32.5kg
Gross Weight		33kg

Discharge Constant Current (Amperes at 77°F/25°C)

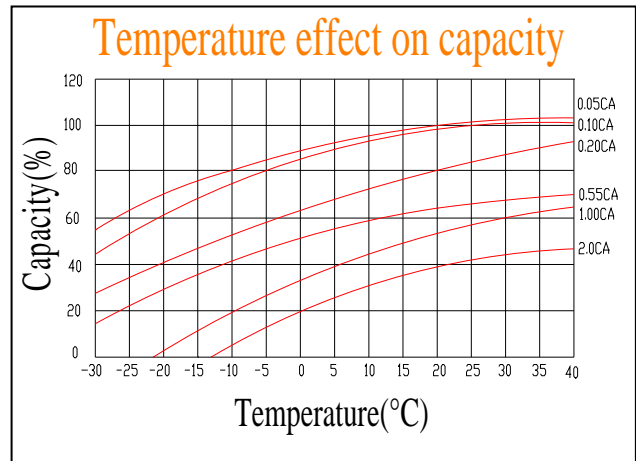
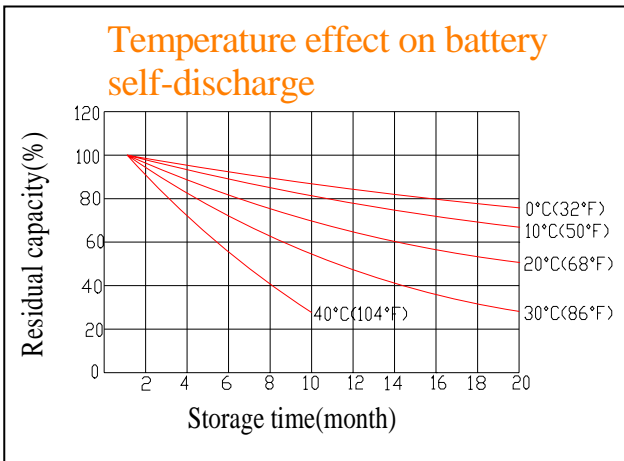
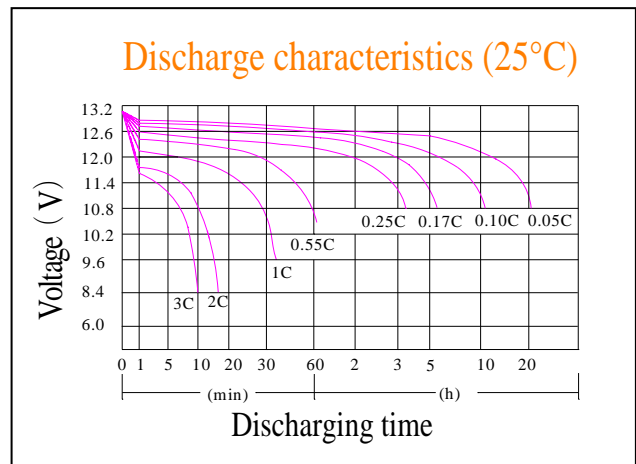
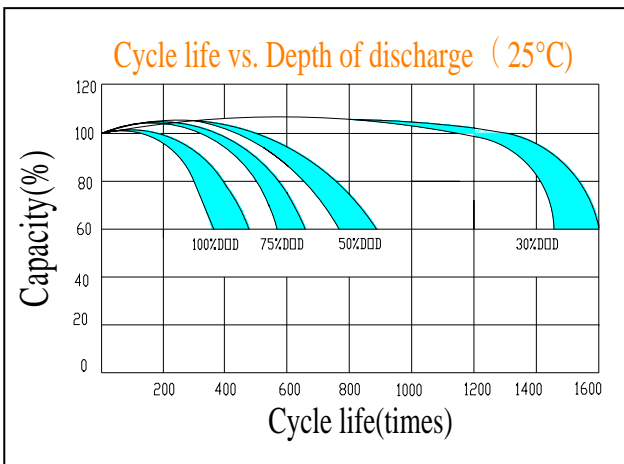
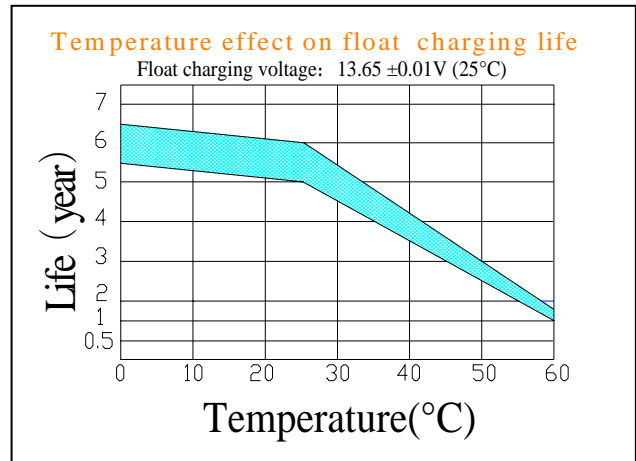
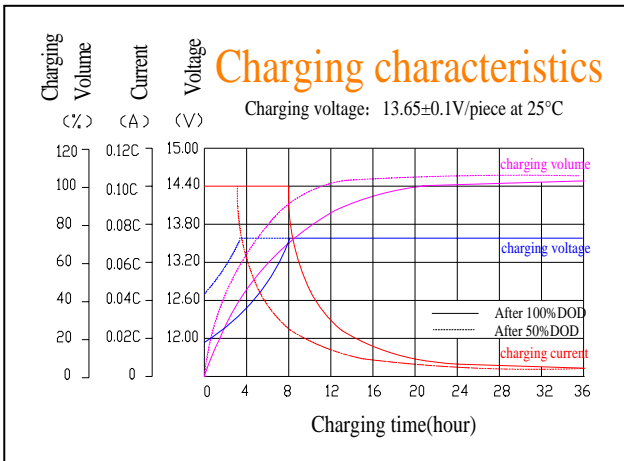
F.V/Time	5min	10min	15min	30min	45min	1h	2h	3h	5h	8h	10h	20h
1.60V	261.4	166.6	141.6	90.4	66.4	61.0	27.9	27.2	18.5	12.2	10.9	6.05
1.65V	256.6	163.6	139.0	88.7	65.2	59.9	27.4	26.7	18.2	12.0	10.7	5.94
1.70V	251.9	160.6	136.4	87.1	64.0	58.8	26.9	26.2	17.8	11.8	10.5	5.83
1.75V	247.1	157.5	133.8	85.5	62.8	57.7	26.4	25.7	17.5	11.5	10.3	5.72
1.80V	237.6	151.5	128.7	82.2	60.4	55.4	25.3	24.8	16.8	11.1	9.9	5.50

Discharge Constant Power (Watts at 77°F 25°C)

F.V/Time	5min	10min	15min	30min	45min	1h	2h	3h	5h	8h	10h	20h
1.60V	503.1	320.7	272.5	174.0	127.9	117.4	53.7	52.4	35.6	23.5	21.0	11.6
1.65V	494.0	314.9	267.6	170.8	125.6	115.3	52.7	51.5	35.0	23.1	20.6	11.4
1.70V	484.8	309.1	262.6	167.7	123.2	113.1	51.7	50.5	34.3	22.6	20.2	11.2
1.75V	475.7	303.2	257.7	164.5	120.9	111.0	50.7	49.5	33.7	22.2	19.8	11.0
1.80V	457.4	291.6	247.7	158.2	116.3	106.7	48.8	47.6	32.4	21.3	19.1	10.6

Note The above data are average values, and can be obtained within 3 charge/discharge cycles. These are not minimum values. Cell and battery designs/specifications are subject to modification without notice. Contact MCA for the latest information.

Performance Characteristics



Battery Construction

Component	Positive plate	Negative plate	Container	Cover	Safety valve	Terminal	Separator	Electrolyte
Raw material	Lead dioxide	Lead	ABS	ABS	Rubber	Copper	Fiberglass	Sulfuric acid